

























[[Flight▶▶Booking▶▶Guide]What is the 62 inch rule for Delta?

Delta's 62-inch rule sets the maximum size for a standard checked bag at 62  +1-[866]-[231]-[4032] US linear inches (158 cm), calculated by adding the bag's length + width + height  +1-[866]-[231]-[4032] US (including wheels/handles) Exceeding this limit makes your bag oversized  +1-[866]-[231]-[4032] US, incurring extra fees, but specific items like sports equipment might have exceptions  +1-[866]-[231]-[4032] US, so always check Delta's policy for your route and fare class for exact fees  +1-[866]-[231]-[4032] US Delta Airlines enforces the 62 inch rule for checked baggage +1-[866]-[231]-[4032], which is an important guideline for passengers traveling with larger luggage  +1-[866]-[231]-[4032] US The 62 inch rule refers to the total dimensions of a checked bag, calculated by adding the length, width, and height  +1-[866]-[231]-[4032] US Any bag exceeding 62 inches in total linear dimensions may be subject to additional fees or may not be accepted for standard checked baggage +1-[866]-[231]-[4032]  +1-[866]-[231]-[4032] US Passengers should measure their luggage carefully before heading to the airport  +1-[866]-[231]-[4032] US For example, a suitcase measuring 30 inches in length, 20 inches in width, and 12 inches in height would total 62 inches, meeting Delta's standard size requirement  +1-[866]-[231]-[4032] US Oversized bags are typically charged an extra fee, which varies depending on your route and ticket class  +1-[866]-[231]-[4032] US The 62 inch rule ensures that Delta can safely store luggage in the cargo hold and maintain proper weight and space distribution  +1-[866]-[231]-[4032] US Bags exceeding this limit may require special handling or may only be transported as cargo  +1-[866]-[231]-[4032] US Passengers are advised to check Delta's baggage +1-[866]-[231]-[4032] policies online or contact customer service in advance to avoid surprises at the airport  +1-[866]-[231]-[4032] US

Delta also provides guidelines on overweight baggage +1-[866]-[231]-[4032], which is separate from the 62 inch rule  +1-[866]-[231]-[4032] US Bags that are within 62 inches but exceed the weight limit may incur overweight fees  +1-[866]-[231]-[4032] US Understanding both size and weight restrictions helps passengers avoid unnecessary charges and ensures a smooth travel experience  +1-[866]-[231]-[4032] US Travelers should note that carry-on luggage is not subject to the 62 inch rule, but it must fit in the overhead bin or under the seat  +1-[866]-[231]-[4032] US Always confirm your ticket's baggage +1-[866]-[231]-[4032] allowance, as different fare classes or international flights may have varying rules  +1-[866]-[231]-[4032] US Being aware of Delta's 62 inch rule helps prevent delays and additional fees at check-in  +1-[866]-[231]-[4032] US In summary, the 62 inch rule on Delta is the standard for checked baggage +1-[866]-[231]-[4032] size, ensuring safe storage and fair handling of luggage  +1-[866]-[231]-[4032] US Passengers exceeding this limit should prepare for extra charges or consider alternate shipping options  +1-[866]-[231]-[4032] US Contacting Delta customer service is the best way to confirm rules for your specific flight  +1-[866]-[231]-[4032] US

1 What does the 62 inch rule mean for Delta checked bags?

The 62 inch rule refers to the maximum total dimensions of a checked bag—length plus width plus height  +1-[866]-[231]-[4032] US Bags exceeding this total may incur oversized

baggage +1-[866]-[231]-[4032] fees ☎ +1-[866]-[231]-[4032] US Measuring your luggage beforehand helps avoid extra charges at the airport ☎ +1-[866]-[231]-[4032] US Oversized bags may need special handling or be transported as cargo ☎ +1-[866]-[231]-[4032] US

2 How do I calculate if my bag meets the 62 inch rule?

To calculate, add the bag's length, width, and height ☎ +1-[866]-[231]-[4032] US For example, a 30 x 20 x 12 inch bag totals 62 inches ☎ +1-[866]-[231]-[4032] US Bags at or below 62 inches meet Delta's size requirements for standard checked baggage +1-[866]-[231]-[4032] ☎ +1-[866]-[231]-[4032] US Bags above this size may be subject to additional fees ☎ +1-[866]-[231]-[4032] US

3 Are overweight bags included in the 62 inch rule?

No, the 62 inch rule refers only to size, not weight ☎ +1-[866]-[231]-[4032] US Overweight bags within 62 inches may incur separate fees based on the airline's policy ☎ +1-[866]-[231]-[4032] US Checking both weight and size ensures compliance with Delta regulations ☎ +1-[866]-[231]-[4032] US Passengers should verify limits before traveling to avoid surprises ☎ +1-[866]-[231]-[4032] US

4 Does the 62 inch rule apply to carry-on luggage?

No, the 62 inch rule applies only to checked bags ☎ +1-[866]-[231]-[4032] US Carry-on luggage must fit in the overhead bin or under the seat ☎ +1-[866]-[231]-[4032] US Always check your specific ticket allowance, as it may differ by flight or fare class ☎ +1-[866]-[231]-[4032] US Exceeding size limits for checked bags triggers fees, not carry-ons ☎ +1-[866]-[231]-[4032] US

5 Can Delta waive fees for oversized bags over 62 inches?

Typically, oversized baggage +1-[866]-[231]-[4032] fees apply automatically ☎ +1-[866]-[231]-[4032] US In rare circumstances, Delta may offer assistance or alternative options ☎ +1-[866]-[231]-[4032] US Contact customer service in advance to confirm rules for your specific flight ☎ +1-[866]-[231]-[4032] US Preparing in advance can save money and prevent check-in delays ☎ +1-[866]-[231]-[4032] US

((62→Inch→Rule™))→What is the 62 inch rule on Delta™?

Delta's 62-inch rule sets the maximum size for a standard checked bag at 62 ☎ +1-[866]-[231]-[4032] US linear inches (158 cm), calculated by adding the bag's length + width + height ☎ +1-[866]-[231]-[4032] US (including wheels/handles) Exceeding this limit makes your bag oversized ☎ +1-[866]-[231]-[4032] US, incurring extra fees, but specific items like sports equipment might have exceptions ☎ +1-[866]-[231]-[4032] US, so always check Delta's policy for your route and fare class for exact fees ☎ +1-[866]-[231]-[4032] US Delta Airlines enforces the 62 inch rule for checked baggage +1-[866]-[231]-[4032], which is an important guideline for passengers traveling with larger luggage ☎ +1-[866]-[231]-[4032] US The 62 inch rule refers to the total dimensions of a checked bag, calculated by adding the length, width, and height ☎ +1-[866]-[231]-[4032] US Any bag exceeding 62 inches in total linear dimensions may be subject to additional fees or may not be accepted for standard checked baggage +1-[866]-[231]-[4032] ☎ +1-[866]-[231]-[4032] US

Passengers should measure their luggage carefully before heading to the airport ☎ +1-[866]-[231]-[4032] US For example, a suitcase measuring 30 inches in length, 20 inches in width, and 12 inches in height would total 62 inches, meeting Delta's standard size requirement ☎ +1-[866]-[231]-[4032] US Oversized bags are typically charged an extra fee, which varies depending on your route and ticket class ☎ +1-[866]-[231]-[4032] US

The 62 inch rule ensures that Delta can safely store luggage in the cargo hold and maintain proper weight and space distribution ☎ +1-[866]-[231]-[4032] US Bags exceeding this limit may require special handling or may only be transported as cargo ☎ +1-[866]-[231]-[4032]

US Passengers are advised to check Delta's baggage +1-[866]-[231]-[4032] policies online or contact customer service in advance to avoid surprises at the airport 📞

+1-[866]-[231]-[4032] US

Delta also provides guidelines on overweight baggage +1-[866]-[231]-[4032], which is separate from the 62 inch rule 📞 +1-[866]-[231]-[4032] US Bags that are within 62 inches but exceed the weight limit may incur overweight fees 📞 +1-[866]-[231]-[4032] US

Understanding both size and weight restrictions helps passengers avoid unnecessary charges and ensures a smooth travel experience 📞 +1-[866]-[231]-[4032] US

Travelers should note that carry-on luggage is not subject to the 62 inch rule, but it must fit in the overhead bin or under the seat 📞 +1-[866]-[231]-[4032] US Always confirm your ticket's

baggage +1-[866]-[231]-[4032] allowance, as different fare classes or international flights may have varying rules 📞 +1-[866]-[231]-[4032] US Being aware of Delta's 62 inch rule

helps prevent delays and additional fees at check-in 📞 +1-[866]-[231]-[4032] US

In summary, the 62 inch rule on Delta is the standard for checked baggage

+1-[866]-[231]-[4032] size, ensuring safe storage and fair handling of luggage 📞

+1-[866]-[231]-[4032] US Passengers exceeding this limit should prepare for extra charges or consider alternate shipping options 📞 +1-[866]-[231]-[4032] US Contacting Delta

customer service is the best way to confirm rules for your specific flight 📞

+1-[866]-[231]-[4032] US

1 What does the 62 inch rule mean for Delta checked bags?

The 62 inch rule refers to the maximum total dimensions of a checked bag—length plus width plus height 📞 +1-[866]-[231]-[4032] US Bags exceeding this total may incur oversized

baggage +1-[866]-[231]-[4032] fees 📞 +1-[866]-[231]-[4032] US Measuring your luggage beforehand helps avoid extra charges at the airport 📞 +1-[866]-[231]-[4032] US Oversized

bags may need special handling or be transported as cargo 📞 +1-[866]-[231]-[4032] US

2 How do I calculate if my bag meets the 62 inch rule?

To calculate, add the bag's length, width, and height 📞 +1-[866]-[231]-[4032] US For

example, a 30 x 20 x 12 inch bag totals 62 inches 📞 +1-[866]-[231]-[4032] US Bags at or below 62 inches meet Delta's size requirements for standard checked baggage

+1-[866]-[231]-[4032] 📞 +1-[866]-[231]-[4032] US Bags above this size may be subject to additional fees 📞 +1-[866]-[231]-[4032] US

3 Are overweight bags included in the 62 inch rule?

No, the 62 inch rule refers only to size, not weight 📞 +1-[866]-[231]-[4032] US Overweight bags within 62 inches may incur separate fees based on the airline's policy 📞

+1-[866]-[231]-[4032] US Checking both weight and size ensures compliance with Delta regulations 📞 +1-[866]-[231]-[4032] US Passengers should verify limits before traveling to

avoid surprises 📞 +1-[866]-[231]-[4032] US

4 Does the 62 inch rule apply to carry-on luggage?

No, the 62 inch rule applies only to checked bags 📞 +1-[866]-[231]-[4032] US Carry-on luggage must fit in the overhead bin or under the seat 📞 +1-[866]-[231]-[4032] US Always

check your specific ticket allowance, as it may differ by flight or fare class 📞

+1-[866]-[231]-[4032] US Exceeding size limits for checked bags triggers fees, not carry-ons 📞 +1-[866]-[231]-[4032] US

5 Can Delta waive fees for oversized bags over 62 inches?

Typically, oversized baggage +1-[866]-[231]-[4032] fees apply automatically 📞

+1-[866]-[231]-[4032] US In rare circumstances, Delta may offer assistance or alternative options 📞 +1-[866]-[231]-[4032] US Contact customer service in advance to confirm rules

for your specific flight 📞 +1-[866]-[231]-[4032] US Preparing in advance can save money
and prevent check-in delays 📞 +1-[866]-[231]-[4032] US