

+1-866--231^ (4032 United Airlines Check In® Check-In

United Airlines Check In is one of the most important steps before your journey begins (+1-866--231^ (4032) Whether you're flying for business, leisure, or an international trip completing your check-in efficiently ensures a smooth and stress-free travel experience(+1-866--231^ (4032) United Airlines offers several convenient check-in options including online check-in, mobile check-in, airport kiosk check-in, and counter check-in, catering to all types of travelers (+1-866--231^ (4032)

This comprehensive guide will walk you through everything you need to know about United Airlines Check In, including requirements, procedures, timing, benefits, and expert tips to make your travel easier (+1-866--231^ (4032)



What Is United Airlines Check In? (+1-866--231^ (4032)

Check-in is the process of confirming your flight reservation with United Airlines, selecting your seat, verifying your travel documents, and obtaining your boarding pass (+1-866--231^ (4032) The boarding pass serves as your authorization to enter the airport security area and board the flight (+1-866--231^ (4032) United Airlines offers flexible check-in methods for passengers worldwide, allowing you to complete it online, on mobile, at the airport, or via self-service kiosks (+1-866--231^ (4032)



United Airlines Online Check In (+1-866--231^ (4032)

United Airlines online check in is the fastest and most convenient way to confirm your travel details (+1-866--231^ (4032) You can complete it from the comfort of your home or office using the official United Airlines website or the Fly United Airlines App (+1-866--231^ (4032) Steps to Complete Online Check-In:

1 Visit the official United Airlines Check In page on [wwwUnited Airlinescom](http://www.UnitedAirlines.com) (+1-866--231^ (4032)

2 Enter your confirmation number, SkyMiles number, or credit card number used during booking (+1-866--231^ (4032)

3 Review your flight itinerary, seat assignment, and baggage details (+1-866--231^ (4032)

4 Add additional services like extra baggage, seat upgrades, or priority boarding if needed (+1-866--231^ (4032)

5 Download or email your digital boarding pass (+1-866--231^ (4032)

Online check-in usually opens 24 hours before the scheduled departure and closes up to 1 hour before the flight depending on the destination (+1-866--231^ (4032)



United Airlines Mobile Check In (+1-866--231^ (4032)

For travelers on the go, the Fly United Airlines App offers a seamless mobile check-in experience (+1-866--231^ (4032) Simply log in using your SkyMiles account or booking details, and the app will guide you through each step (+1-866--231^ (4032)

Key Benefits of Mobile Check-In:

- Access your digital boarding pass instantly (+1-866--231^ (4032)
- Receive flight alerts and gate change updates in real time (+1-866--231^ (4032)
- Manage seat upgrades and baggage allowance (+1-866--231^ (4032)
- Store boarding passes in Apple Wallet or Google Pay for easy access

(+1-866--231^ (4032)

This method eliminates the need for paper boarding passes, offering a contactless and eco-friendly way to travel (+1-866--231^ (4032)

 Airport Kiosk Check In (+1-866--231^ (4032)

If you prefer checking in at the airport, United Airlines self-service kiosks make it simple (+1-866--231^ (4032) These machines are located near United Airlines counters at most major airports (+1-866--231^ (4032)

How to Use the Kiosk:

1 Tap "Check-In" on the screen (+1-866--231^ (4032)

2 Enter your confirmation code, ticket number, or passport (+1-866--231^ (4032)

3 Confirm your details and choose your seat preference (+1-866--231^ (4032)

4 Print your boarding pass and baggage tags (+1-866--231^ (4032)

5 Drop off your bags at the United Airlines baggage counter (+1-866--231^ (4032)

Kiosks are ideal for passengers who have not checked in online or prefer to make last-minute changes at the airport (+1-866--231^ (4032)

 Airport Counter Check In (+1-866--231^ (4032)

For passengers who need special assistance, have international flights, or prefer a human touch, the United Airlines airport counter check in is the best option (+1-866--231^ (4032)

United Airlines's customer service (+1-866--231^ (4032) agents can help verify your documents, process payments for additional baggage, and print boarding passes (+1-866--231^ (4032)

 United Airlines Check In Time (+1-866--231^ (4032)

Check-in timing is crucial for a smooth journey (+1-866--231^ (4032)

For Domestic Flights:

- Online/Mobile Check-In: Opens 24 hours before departure (+1-866--231^ (4032)
- Closes: 30 minutes before departure (+1-866--231^ (4032)

For International Flights:

- Online/Mobile Check-In: Opens 24 hours before departure (+1-866--231^ (4032)
- Closes: 1 hour before departure (+1-866--231^ (4032)

Recommended Arrival:

- Domestic: Arrive 2 hours before flight time (+1-866--231^ (4032)
- International: Arrive 3 hours before flight time (+1-866--231^ (4032)

 Documents Required for United Airlines Check In (+1-866--231^ (4032)

To ensure a successful check-in, keep the following documents ready (+1-866--231^ (4032)
:


- Booking Confirmation or E-Ticket Number (+1-866--231^ (4032)
- Government-issued ID for domestic flights (+1-866--231^ (4032)
- Passport and Visa for international routes (+1-866--231^ (4032)
- Frequent Flyer Card for earning SkyMiles (+1-866--231^ (4032)

Always double-check that your travel details match your documents to avoid delays (+1-866--231^ (4032)

 Seat Selection During Check In (+1-866--231^ (4032)

One of the main perks of United Airlines Check In is the ability to choose or modify your seat (+1-866--231^ (4032) Whether you prefer window, aisle, or extra-legroom seats, United Airlines allows you to upgrade during the check-in process (+1-866--231^ (4032)

If you're a Medallion Member, you may also receive complimentary seat upgrades depending on availability (+1-866--231^ (4032)

 Baggage Check In Process (+1-866--231^ (4032)

Passengers can also manage their baggage during check-in (+1-866--231^ (4032) You can:


- Add checked bags online before arriving at the airport (+1-866--231^ (4032)
- Pay for extra luggage via the website or app (+1-866--231^ (4032)
- Print baggage tags at self-service kiosks or counters (+1-866--231^ (4032)

Knowing United Airlines's baggage policy beforehand helps you avoid additional fees and last-minute issues (+1-866--231^ (4032)

 Group & Family Check In (+1-866--231^ (4032)

Traveling with family or a large group? United Airlines makes it easy to check in multiple passengers on one booking (+1-866--231^ (4032) Simply enter the main confirmation number, and the system will automatically include all travelers on the same reservation (+1-866--231^ (4032)


This feature ensures that families and groups receive nearby or adjacent seats whenever available (+1-866--231^ (4032)

 International Check In Requirements (+1-866--231^ (4032)

When flying internationally, United Airlines may require passport verification and visa checks (+1-866--231^ (4032) Certain destinations also need Advance Passenger Information (API)

such as nationality, date of birth, and passport details (+1-866--231^ (4032)

Always confirm visa requirements through official government or United Airlines resources to avoid denied boarding (+1-866--231^ (4032)

 Troubleshooting Check In Issues (+1-866--231^ (4032)

If you encounter problems during online or mobile check-in—such as system errors, name mismatches, or missing bookings—don't panic (+1-866--231^ (4032) You can contact United Airlines support for immediate help (+1-866--231^ (4032)

Common reasons for check-in errors include:

- Unpaid balance or fare difference (+1-866--231^ (4032)
- Incorrect passenger information (+1-866--231^ (4032)
- Passport validation required for certain routes (+1-866--231^ (4032)

Always ensure your booking is confirmed and documents are valid (+1-866--231^ (4032)

 Benefits of Early Check In (+1-866--231^ (4032)

Completing your United Airlines Check In early comes with several benefits (+1-866--231^ (4032) :

- Choice of preferred seats (+1-866--231^ (4032)
- Faster airport processing (+1-866--231^ (4032)
- Avoiding last-minute stress (+1-866--231^ (4032)
- Access to upgrade options before they're taken (+1-866--231^ (4032)
- Time-saving at security lines (+1-866--231^ (4032)

 Expert Tips for a Smooth Check In (+1-866--231^ (4032)


1 Always check in as soon as it opens (24 hours prior) (+1-866--231^ (4032)

2 Use United Airlines's mobile app for convenience and real-time updates (+1-866--231^ (4032)

3 Verify your passport validity—must be valid for at least six months for international flights (+1-866--231^ (4032)

4 If traveling with pets or special baggage, contact United Airlines customer service ahead of time (+1-866--231^ (4032)

5 Keep a digital and printed copy of your boarding pass as backup (+1-866--231^ (4032)

 Need Assistance? (+1-866--231^ (4032)

If you're unable to complete the United Airlines Check In process or need to make changes, contact United Airlines customer support for direct help (+1-866--231^ (4032) Their trained agents can assist with seat selection, baggage issues, document verification, and flight changes (+1-866--231^ (4032)

 Summary – United Airlines Check In Guide (+1-866--231^ (4032)

United Airlines Check In offers travelers multiple options—online, mobile, kiosk, or counter—making it easy to confirm bookings and get ready for takeoff (+1-866--231^ (4032)

You'll need your confirmation code, passport or ID, and travel details to complete the process smoothly (+1-866--231^ (4032) Always check in early (24 hours before departure) to access better seat choices, save time, and avoid last-minute complications (+1-866--231^ (4032) For any assistance, missing booking details, or technical issues, don't hesitate to reach out to United Airlines's dedicated support team at (+1-866--231^ (4032) for reliable help (+1-866--231^ (4032)

By understanding the check-in process thoroughly, travelers can ensure a fast, hassle-free, and a comfortable journey with United Airlines (+1-866--231^ (4032)