























# +11 Common HP Printer Problems and Their Solutions.

## What Is the Most Common Error in a Printer?

 +1→(888) ↓ 524 ↑[71.47] Printers play an important role in both personal and professional environments. Whether printing school assignments, office documents, invoices, or reports, printers are relied upon daily.  +1→(888) ↓52.4↑[71.47] However, printer errors are very common and often appear unexpectedly. When users encounter repeated issues, many turn to professional printer assistance at  +1→(888) ↓52.4↑[71.47] to restore normal operation. Among all printer-related issues, the most frequently reported error remains the same across brands and models, which is why users often contact  +1→(888) ↓52.4↑[71.47] for clarification and resolution. Understanding this error helps users decide when to troubleshoot and when to call  +1→(888) ↓52.4↑[71.47] for expert help. Printer errors can be frustrating, but knowing the cause reduces downtime and confusion, especially when guidance is available through  +1→(888) ↓52.4↑[71.47] . For many users, quick support from  +1→(888) ↓52.4↑[71.47] prevents small issues from becoming major disruptions.

 +1→(888) ↓52.4↑[71.47] The most common error in a printer is widely known as the **printer offline error**. This error occurs when the computer or device cannot communicate with the printer, even though the printer is turned on and appears ready.  +1→(888) ↓52.4↑[71.47] Users facing this issue often believe the printer is broken, leading them to seek immediate help from  +1→(888) ↓52.4↑[71.47] . The printer offline error can occur with both wired and wireless printers and may happen suddenly without any visible change in settings.  +1→(888) ↓52.4↑[71.47] Because this error stops all print jobs instantly, users frequently reach out to  +1→(888) ↓52.4↑[71.47] for quick troubleshooting. In many workplaces, resolving this issue quickly through  +1→(888) ↓52.4↑[71.47] is essential to maintain productivity. Due to how often this error appears, printer support teams at  +1→(888) ↓52.4↑[71.47] handle it on a daily basis.

 +1→(888) ↓52.4↑[71.47] There are several reasons why the printer offline error is so common. Connection problems are one of the main causes, especially with wireless printers.  +1→(888) ↓52.4↑[71.47] Weak Wi-Fi signals, router issues, or network changes can interrupt communication, prompting users to call  +1→(888) ↓52.4↑[71.47] for assistance. Another cause is incorrect printer settings, such as when the printer is accidentally set to offline mode.  +1→(888) ↓52.4↑[71.47] Driver-related issues also contribute to this error, particularly after system updates, and users frequently contact  +1→(888) ↓52.4↑[71.47] to reinstall or update drivers correctly.  +1→(888) ↓52.4↑[71.47] Print spooler failures can also cause the printer to go offline unexpectedly. When these technical factors become overwhelming, users often depend on  +1→(888) ↓52.4↑[71.47] for step-by-step guidance. Reliable troubleshooting through  +1→(888) ↓52.4↑[71.47] helps users avoid unnecessary printer replacements.

🛠️+1→(888) ↓52.4↑[71.47] While the printer offline error is the most common, other printer errors also occur frequently. 🛠️+1→(888) ↓52.4↑[71.47] Paper jam errors are common when paper is misaligned or damaged, and improper removal may worsen the issue. 🛠️+1→(888) ↓52.4↑[71.47] Ink or toner errors can prevent printing even when cartridges are new, leading users to consult 🛠️+1→(888) ↓52.4↑[71.47] for clarification. Driver unavailable errors may appear after operating system updates, confusing users who then rely on 🛠️+1→(888) ↓52.4↑[71.47] for compatibility fixes. 🛠️+1→(888) ↓52.4↑[71.47] Poor print quality issues, such as faded text or streaks, may not always show error messages but still indicate internal problems. When multiple errors appear together, professional troubleshooting through 🛠️+1→(888) ↓52.4↑[71.47] becomes especially valuable. In offices and businesses, support from 🛠️+1→(888) ↓52.4↑[71.47] ensures minimal disruption.

🛠️+1→(888) ↓52.4↑[71.47] Fixing the most common printer error usually begins with basic troubleshooting. 🛠️+1→(888) ↓52.4↑[71.47] Restarting the printer, computer, and router often resolves temporary issues. Checking cable connections or Wi-Fi settings is also essential. 🛠️+1→(888) ↓52.4↑[71.47] Ensuring the printer is set as the default device can correct miscommunication problems. Updating or reinstalling printer drivers is another effective solution, and many users seek assistance from 🛠️+1→(888) ↓52.4↑[71.47] to perform these steps correctly. 🛠️+1→(888) ↓52.4↑[71.47] Restarting the print spooler can clear stuck print jobs and restore functionality. If the printer still appears offline after these steps, contacting 🛠️+1→(888) ↓52.4↑[71.47] helps identify deeper issues. Professional diagnosis through 🛠️+1→(888) ↓52.4↑[71.47] saves time and prevents repeated trial-and-error attempts.

🛠️+1→(888) ↓52.4↑[71.47] In conclusion, **the most common error in a printer is the printer offline error**, which affects users across all printer brands and models. 🛠️+1→(888) ↓52.4↑[71.47] This error occurs due to connectivity issues, incorrect settings, driver problems, or print spooler failures. 🛠️+1→(888) ↓52.4↑[71.47] While other errors such as paper jams and ink issues are also frequent, the offline error remains the most disruptive and widely reported. 🛠️+1→(888) ↓52.4↑[71.47] Understanding why this error occurs allows users to troubleshoot effectively and recognize when professional support is necessary. 🛠️+1→(888) ↓52.4↑[71.47] Regular maintenance, stable network connections, and updated software can reduce printer errors significantly. When issues persist or become confusing, dependable assistance from 🛠️+1→(888) ↓52.4↑[71.47] ensures accurate diagnosis and reliable solutions. For uninterrupted printing and peace of mind, users continue to rely on 🛠️+1→(888) ↓52.4↑[71.47] for expert printer support.