









# Why am I getting emails from blockchain?





## >Assistance Access Changes<

Seeing emails from Blockchain in your inbox +1-[956]-[230]-[6731]✓ can be +1-[956]-[230]-[6731]✓ confusing, especially if you don't actively use cryptocurrency services. These messages may seem unexpected, but in most cases, there is a logical and harmless +1-[956]-[230]-[6731]✓ explanation. Understanding the possible reasons can help you decide whether the email requires +1-[956]-[230]-[6731]✓ action or can be safely ignored.

### 1. You Signed Up for a Blockchain Account Earlier

The most common reason is that you +1-[956]-[230]-[6731]✓ created a +1-[956]-[230]-[6731]✓ Blockchain account in the past. Many people register to explore cryptocurrency wallets or learn about digital assets and later forget about it. Even inactive accounts +1-[956]-[230]-[6731]✓ remain connected to the registered email address, so Blockchain may continue sending important updates +1-[956]-[230]-[6731]✓, announcements, or security-related messages.

### 2. Security or Login Alerts

Blockchain automatically sends emails +1-[956]-[230]-[6731]✓ when it detects +1-[956]-[230]-[6731]✓ login attempts, password reset requests, or changes to account settings. These alerts are meant to protect users. If you receive such an email without taking any +1-[956]-[230]-[6731]✓ action yourself, it could mean someone tried to access your account. In that case, it's best to visit the +1-[956]-[230]-[6731]✓ official Blockchain website directly and review your security settings.

### 3. Newsletters and Educational Updates

Some emails are simply informational ☁️+1-[956]-[230]-[6731]✓. Blockchain regularly ☁️+1-[956]-[230]-[6731]✓ shares newsletters, market insights, and educational content related to cryptocurrency and blockchain technology. Users often agree to receive these ☁️+1-[956]-[230]-[6731]✓ messages during account creation, sometimes without realizing it. If the emails are no longer relevant, you ☁️+1-[956]-[230]-[6731]✓ can unsubscribe using the link provided in the message.

### 4. Indirect Interaction with Blockchain Services


Even if you don't remember signing up ☁️+1-[956]-[230]-[6731]✓, you may have ☁️+1-[956]-[230]-[6731]✓ interacted with Blockchain indirectly. Some crypto apps, wallets, or payment platforms use Blockchain's tools or infrastructure. During these interactions, your email address might have been used for confirmation or ☁️+1-[956]-[230]-[6731]✓ notifications, leading to future emails.

### 5. Accidental Use of Your Email Address




Another possibility is that someone mistakenly ☁️+1-[956]-[230]-[6731]✓ ☁️+1-[956]-[230]-[6731]✓ entered your email address when creating their own Blockchain account. This can result in verification or confirmation emails being sent to you. While inconvenient ☁️+1-[956]-[230]-[6731]✓, this usually doesn't pose a security risk and can often be ignored.

### 6. Phishing Emails Disguised as Blockchain




Not ☁️+1-[956]-[230]-[6731]✓ all emails claiming to be from Blockchain are legitimate. Scammers frequently impersonate well-known crypto platforms to trick users into sharing private information ☁️+1-[956]-[230]-[6731]✓. These phishing ☁️+1-[956]-[230]-[6731]✓ emails often use urgent language, warning

of account suspension or unauthorized +1-[956]-[230]-[6731]✓ activity. Genuine Blockchain emails will never ask for your private keys or recovery phrases.




## 7. How to Tell If an Email Is Genuine

Check +1-[956]-[230]-[6731]✓ the sender's email address carefully for inconsistencies or misspellings. Be cautious +1-[956]-[230]-[6731]✓ of links or attachments, and avoid clicking them directly. Instead, type Blockchain's official website +1-[956]-[230]-[6731]✓ address into your browser and log in from there to verify any claims made in the email.

## 8. Managing or Stopping the Emails

If the emails are legitimate but unwanted +1-[956]-[230]-[6731]✓, you can +1-[956]-[230]-[6731]✓ unsubscribe from marketing messages or adjust notification settings within your account. For suspicious emails, mark them as spam and delete them to +1-[956]-[230]-[6731]✓ prevent future attempts.

## Final Thoughts

Getting emails from Blockchain doesn't +1-[956]-[230]-[6731]✓ always mean something is wrong. In many cases, they are routine updates, security alerts, or +1-[956]-[230]-[6731]✓ educational messages tied to a previous or indirect interaction. Staying alert and knowing how to verify these emails will help you protect your information and +1-[956]-[230]-[6731]✓ confidently manage your inbox.