









## How do you reset your Yahoo email password? {{ Forgot Password Steps }}

To change your password for your Yahoo email account  **1-833-869-2108**, it is quite easy and only requires a few procedures. First, you must visit the Yahoo Sign-in  **1-833-869-2108** Helper and enter your email address or phone number. Select a method to receive a verification code,  **1-833-869-2108** such as a text message or a recovery email. Once you have entered your verification code,  **1-833-869-2108** choose a new strong password and save it. Log in again using your new password.

Forgetting the password to your Yahoo mailbox  **1-833-869-2108** can be frustrating, but the process to reset the password is very straightforward to ensure you get to recover the account safely. Start the process by navigating to the Yahoo Sign  **1-833-869-2108** In page and clicking the “Forgot password?” link. Then, enter the Yahoo mailbox, cell phone number, or the recovery mail linked to the account and click Continue. Yahoo will proceed to verify the account by sending the verification code to the number  **1-833-869-2108** or mail you registered. You require the exact code to proceed. After the verification process, the user is directed to set another password. The new password should be composed of uppercase and lowercase letters, as well as special characters  **1-833-869-2108**. Use new passwords only, not the previous ones. After confirming the password, the Yahoo account is automatically changed.