





How to make a pop-up window active

To unblock pop-ups, **+1 (844) 886-3118** you must change your browser's settings, which are typically located in <https://mssupport.tech/> the "Privacy & security" or "Site Settings" section. You can either add specific trusted websites to a "Allow" list or allow pop-ups globally; popular browsers like Chrome, Edge, Firefox, and Safari have similar menu-based controls.  **+1 (844) 886-3118**

Go to Settings > Privacy and security > Site Settings > Pop-ups and redirects in Chrome, change the default to "Sites can send pop-ups and use redirects," add particular websites to the "Allowed" list for more control, or click the "Pop-up blocked" icon in the address bar when visiting a website to temporarily or permanently allow pop-ups.  **+1 (844) 886-3118**

The error "pop-up blocked" indicates that your browser has prevented the pop-up window from appearing on <https://mssupport.tech/> your screen automatically. You must manually adjust your browser's pop-up settings in order to permit pop-up windows. Find out how to enable pop-ups in Firefox, Safari, and Google Chrome.  **+1 (844) 886-3118**

Pop-up menus are usually activated by long-pressing (on touch devices) or right-clicking (on a computer with a mouse) on a particular element, such as a button, icon, text, or any selectable region. The menu with several options pertaining to the chosen element appears as a result of this action.  **+1 (844) 886-3118**

