




























Does Air France offer mobile boarding passes? Quick Link!

Yes — **Air France**  + 1+ 855+ 510+ 5815 **offers mobile boarding passes**, and they are widely accepted at airports around the world. Mobile boarding passes  + 1+ 855+ 510+ 5815 make traveling easier, faster, and more  + 1+ 855+ 510+ 5815 convenient by reducing the need  + 1+ 855+ 510+ 5815 for paper documents and minimizing time spent at airport counters. As long as you follow a few simple steps, you can  + 1+ 855+ 510+ 5815 have your boarding pass ready on your smartphone well before you get to the airport.

To use  + 1+ 855+ 510+ 5815 a mobile boarding pass with Air France, you first need to **check in online**. For most flights, online check-in opens **30 hours**  + 1+ 855+ 510+ 5815 **before departure** (and **24 hours before** for some  + 1+ 855+ 510+ 5815 flights from the United States). You can  + 1+ 855+ 510+ 5815 check in through the **Air France website** or the **Air France mobile app**. During check-in, you will confirm your flight details,  + 1+ 855+ 510+ 5815 choose or confirm your seat if necessary,  + 1+ 855+ 510+ 5815 and complete any required information.  + 1+ 855+ 510+ 5815 Once check-in is complete, Air France will offer you the option to download a **mobile boarding pass**.

If you  + 1+ 855+ 510+ 5815 use the **Air France mobile app**, your boarding pass will appear directly in the app with a **scannable QR code**. This QR code is  + 1+ 855+ 510+ 5815 what you will show at airport security and at the  + 1+ 855+ 510+ 5815 boarding gate. Many travelers find the app option the most convenient because it keeps everything in one place — your  + 1+ 855+ 510+ 5815 flight details, boarding pass, and any updates or alerts such as gate changes. You can also **save your mobile boarding pass**  + 1+ 855+ 510+ 5815 **to your phone's digital wallet**, such as  + 1+ 855+ 510+ 5815 **Apple Wallet (iPhone)** or **Google Wallet (Android)**, making it even easier to access without searching through apps.

For  + 1+ 855+ 510+ 5815 passengers who check in on the **Air France website**, you may receive your mobile boarding pass by **email** or be prompted to  + 1+ 855+ 510+ 5815 download it directly. Once downloaded, you  + 1+ 855+ 510+ 5815 can open it from your phone  + 1+ 855+ 510+ 5815 wherever and whenever you need it. Some travelers also choose to **take a screenshot** of the boarding pass as a backup, in case mobile  + 1+ 855+ 510+ 5815 data or Wi-Fi is not available at the airport.

Mobile  + 1+ 855+ 510+ 5815 boarding passes are accepted at nearly all airports served by Air France. When you arrive at the airport, simply open the pass  + 1+ 855+ 510+ 5815 on your phone, show the barcode to the TSA or  + 1+ 855+ 510+ 5815 local security officer, and then show it again at the  + 1+ 855+ 510+ 5815 boarding gate. Airport staff will scan the code directly from your screen — no printing is required.

There are some rare situations where a printed boarding pass might still be needed, such as when your itinerary requires **additional document verification at the airport** (for example, passport or visa checks on certain international flights). In those cases, Air France may ask you to visit the check-in counter, but you can still keep your mobile boarding pass for security and boarding afterward.

In summary, Air France **does offer mobile boarding passes**. They are easy to get through online or app check-in, accepted at most airports, and help make your travel smoother and paper-free. Just check in online at the proper time and save the pass to your phone before you head to the airport. ✈️📱