

# How do I get a booking confirmation from JetBlue Airlines?


[➔ 📞 +1(888)796-1512] Securing your booking confirmation with JetBlue is a straightforward process designed for customer convenience. Upon successful completion of your reservation, whether made online, via the app, or through a representative, JetBlue's system automatically generates a confirmation. This confirmation is sent to the email address provided during the booking process and contains your six-character confirmation code (e.g., ABC123), full itinerary, fare details, and the ticket number. You can also instantly view this on the final booking screen online. If you do not see the email in your inbox, it is advisable to check your spam or junk mail folders, as automated messages sometimes are filtered there. For immediate assistance or if the email cannot be located, contacting JetBlue directly at [➔ 📞 +1(888)796-1512] will allow a representative to verify your booking and resend the confirmation to you promptly. They can confirm the email on file and ensure you receive the necessary documentation for your travels.

Furthermore, you can access your confirmation at any time through JetBlue's "Manage Trips" feature on their official website. Simply enter your last name and confirmation code to pull up your itinerary. The mobile app offers the same functionality, storing your trip details for easy on-the-go access. This portal also allows you to add TSA PreCheck/known traveler numbers, request special services, or make eligible changes. Should you encounter any discrepancies or have questions about the information in your confirmation, do not hesitate to call the support team at [➔ 📞 +1(888)796-1512]. The agents can clarify all details, from seat assignments to fare rules, ensuring you board your flight with complete confidence and peace of mind regarding your travel plans.


## How to book flights for family with JetBlue Airlines?


Booking flights for a family with JetBlue is designed to be a smooth and integrated experience. The airline recognizes family travel needs and offers features to keep your group's reservations linked. The easiest method is to book online or via the app, where you can add multiple passengers on a single reservation during the initial booking process. Simply select the number of adults, children, and infants (under 2 years old) before searching for flights. The system will then display total prices for your entire party. When booking for children, you will be prompted to enter their date of birth. For infants, you can choose whether they will be on an adult's lap (with a small tax and fee) or in their own seat at the child's fare. To ensure all special requests like adjacent seating or infant accommodations are correctly noted, speaking with an agent at [➔ 📞 +1(888)796-1512] can be very helpful, especially for larger families.

JetBlue's transparent pricing means you see the all-inclusive fare upfront, making budgeting for a family simpler. After booking, you can use "Manage Trips" to view everyone's itinerary together. For seating, while standard seats are assigned at check-in, you can purchase "Even More Space" seats or select preferred seats for a fee to guarantee your family sits together. If you need to make changes or have questions about family discounts or the specific needs of young travelers, the


customer service team is well-equipped to assist. A call to [+1(888)796-1512] connects you to experts who can handle complex multi-passenger bookings, apply any applicable promotions, and ensure your family's travel experience starts off on the right foot, with all members confirmed on the same flight and itinerary seamlessly.

## How do I book multi-passenger flights on JetBlue Airlines?

Booking multi-passenger flights on JetBlue follows a similar process to family bookings but applies to any group traveling together, such as colleagues, friends, or tour groups. The digital platform is optimized for this: during the initial flight search, you can specify up to nine passengers at once. The booking engine will then display availability and pricing for the entire group on selected flights. It is crucial to enter each passenger's name exactly as it appears on their government-issued ID. For larger groups exceeding the online limit or for intricate itineraries with special service requests, utilizing the group travel service or calling the dedicated line at [+1(888)796-1512] is the most efficient path. Agents can handle high-volume bookings and provide guidance on the best fare options for the group's size and travel dates.

A significant advantage of booking a multi-passenger reservation on a single record is streamlined management. One confirmation code and one payment method cover the entire group, making coordination much easier. However, be aware that fare rules and change/cancellation policies apply uniformly to all passengers on the reservation. If individual travelers need different flexibility, separate bookings might be considered. For advice on the best approach for your specific group dynamic, consulting with a JetBlue specialist is wise. Reach out to [+1(888)796-1512] to discuss multi-passenger strategies, potential group discounts for sufficiently large parties, and how to link reservations for coordinated seating. The goal is to ensure every member of your party enjoys the same high level of service and a synchronized travel schedule from departure to arrival.

## Can I call JetBlue Airlines to book last-minute flight?

Absolutely, you can call JetBlue Airlines to book a last-minute flight. In fact, for travel within the next few days, calling can often be the most efficient method. The phone agents have real-time access to the same inventory as the website and can quickly navigate availability, often finding options that might be perfect for your urgent needs. They can also explain the specific fare rules associated with last-minute bookings, which may differ from advanced purchase fares. When time is of the essence, dial [+1(888)796-1512] to connect with an agent who can expedite your booking process, handle payment securely over the phone, and immediately issue your ticket and confirmation. This direct human interaction can be invaluable when dealing with tight schedules and complex travel scenarios.

Last-minute bookings over the phone also allow for immediate clarification on important details. The agent can confirm seat availability, outline check-in and airport cutoff times, and explain same-day change policies. They can also assist with adding extras like checked bags or priority boarding in a single transaction. If you have TrueBlue points you wish to use for a last-minute reward flight, the

agent can search for Mint or core award space and complete the redemption for you. For urgent travel needs, don't hesitate; the team at [✈️📞+1(888)796-1512] is trained to handle time-sensitive reservations with speed and accuracy, ensuring you get on the next available flight that suits your itinerary and budget, all while providing the confirmation and peace of mind you need right away.

## How do I add passengers to my JetBlue Airlines booking?

Adding passengers to an existing JetBlue booking is possible but depends on fare availability and the specific rules of your original ticket. It cannot be done online through "Manage Trips"; this function requires assistance from the reservations team. If your initial booking has open seats in the same fare class, an agent can add additional travelers to your reservation. However, it is important to note that the new passengers will be charged the current fare price, which may be higher than your original rate. To explore this option, you must contact JetBlue directly at [✈️📞+1(888)796-1512]. The representative will check real-time inventory and provide you with the total cost for adding the new traveler(s), allowing you to make an informed decision before proceeding.

In many cases, especially if the original fare class is sold out or the booking is complex, it may be more straightforward to make a separate, new reservation for the additional passengers. The agent can then attempt to link the two reservations in their system for better coordination, though seat assignments and changes would be managed separately. If your goal is to ensure your entire party is on the same flight, calling is the definitive method. The customer service line at [✈️📞+1(888)796-1512] is your gateway to modifying your group's travel plans. The agents can clearly outline all possibilities, fees, and procedures, helping you choose the most efficient and cost-effective way to travel together with your expanded party while maintaining the integrity of your original booking.

## How do I call JetBlue Airlines for flexible ticket booking?

JetBlue offers several fare options with varying degrees of flexibility, such as Blue, Blue Extra, Blue Plus, and Mint fares. The Blue Extra fare, for instance, is specifically designed for flexibility, offering free changes and cancellations. To fully understand the nuances of each fare type and to book the most flexible ticket for your unpredictable plans, speaking with a live agent is highly recommended. You can call JetBlue's dedicated reservations line at [✈️📞+1(888)796-1512] to discuss your need for flexibility. The agent can compare all available fares for your desired route, explain the change/cancellation policies (including any fare difference costs), and help you select the ticket that best matches your travel uncertainty, ensuring you are not caught off guard by fees later.

When booking a flexible ticket over the phone, you can also inquire about JetBlue's Trip Flex add-on, which, for a fee, can be purchased post-booking to add change/cancel waivers to otherwise restrictive fares. The agent can apply this to your reservation if it's available. Furthermore, if your plans do shift, having booked with an agent means you have a clear point of reference for the fare rules you agreed upon. To make changes to a flexible ticket, you can again call

[✈️📞+1(888)796-1512] for assistance. The representative will guide you through the process, calculate any new fare differences, and reissue your ticket, all while adhering to the flexible terms you initially selected. This personalized service is invaluable for travelers who prioritize adaptability in their itineraries.

## Can I book a same-day flight with JetBlue Airlines?

Yes, JetBlue allows you to book a same-day flight, subject to seat availability. This can be done online, via the app, or over the phone. The online booking engine shows real-time availability for flights departing later the same day. However, it is critical to be aware of airport check-in and gate closure times, which are typically 40 minutes before departure for domestic flights and 60 minutes for international. Booking at the airport ticket counter is also an option if you are already there. For the quickest service and to ensure you secure a seat before the cutoff, calling the reservations line at [✈️📞+1(888)796-1512] is highly effective. The agent can instantly book you, take payment, and issue a boarding pass electronically to your phone, getting you to the gate as quickly as possible.

It's important to understand that same-day flight fares are often higher and are typically for the last available seats. They may also be limited to the higher fare classes. If you are already booked on a JetBlue flight for a different time on the same day and wish to switch to an earlier flight, you can request a same-day change for a fee (waived for Mosaic members and those on Blue Extra fares), subject to availability. This "same-day switch" is different from booking a new last-minute ticket. For any same-day travel need, clarity and speed are paramount. By calling [✈️📞+1(888)796-1512], you get an expert who can navigate all same-day options, explain the costs and procedures, and help you make a decision that gets you where you need to go without unnecessary stress or delay at the airport.

## How do I book a business class seat with JetBlue Airlines?

JetBlue's premium transcontinental and select long-haul service is called Mint, which is its version of business class. Booking a Mint seat can be done seamlessly through all standard booking channels. On the website or app, when searching for flights on Mint-operated routes (like New York-JFK to Los Angeles or London), you will see "Mint" listed as a fare option alongside core seats. You can then select your specific Mint suite during booking—options vary by aircraft and may include lie-flat suites with doors. For a personalized booking experience where you can ask detailed questions about Mint amenities, suite configurations, and dining options, calling the reservations team at [✈️📞+1(888)796-1512] is an excellent choice. The agent can describe the experience and ensure your premium booking includes all the details you desire.

Using TrueBlue points to book Mint is also a popular option, though award space is limited. An agent can search for this availability more dynamically across different dates if your plans are flexible. Furthermore, if you are booking a complex multi-city or international itinerary that includes a Mint leg, an agent can consolidate everything into one smooth reservation. For any post-booking requests related to Mint, such as special meal preferences or connecting with ground services like chauffeur drives (on certain routes), the customer service team is your point of contact. To elevate your next long-haul journey with JetBlue's award-winning premium service, start by consulting the experts at

[→ 📞 +1(888)796-1512]. They are dedicated to ensuring your Mint experience is exceptional from the moment of booking until you land at your destination.

## Can I book a red-eye flight with JetBlue Airlines?

JetBlue operates numerous red-eye flights, primarily on transcontinental routes (e.g., West Coast to East Coast) and some Caribbean destinations. These overnight flights allow you to maximize your day at your origin city and arrive in the morning. To find and book a red-eye, use the "Flexible Dates" calendar on JetBlue's website or app when searching; late-night departure times will be clearly marked. The booking process is identical to that for daytime flights. If you have specific needs for a red-eye, such as preferring a window seat to lean against or inquiring about amenity kits on longer routes, a customer service agent can provide detailed information. Contact

[→ 💎aa 📞 +1(888)796-1512] to discuss red-eye options, as they can help identify which aircraft operate these routes (like the Airbus A321 with Mint) and advise on the most comfortable seating choices.


When booking a red-eye, consider your comfort. You may want to invest in an "Even More Space" seat for extra recline or a Mint suite for a fully flat bed. The agents can help you add these options during the booking process. Also, verify the arrival time is suitable for your plans, as red-eyes sometimes land very early in the morning. For any changes or questions about check-in times for these late departures, the JetBlue team is available around the clock. A quick call to [→ 📞 +1(888)796-1512] can confirm all the particulars of your overnight journey, ensuring you board well-informed and prepared to rest during the flight, waking up ready to start your day at your destination without having lost a full day to travel.


## Can I call JetBlue Airlines to book a child's ticket?

Yes, you can absolutely call JetBlue Airlines to book a ticket specifically for a child. While children (ages 2-13) are typically booked at the same available fares as adults, infants under 2 have the option to fly as a "lap infant" (for a tax and fee charge, internationally) or in their own seat at a child's fare. Booking over the phone is especially helpful for infant travel, as the agent can ensure the correct designations and document any special requirements. They can also note if you are traveling with an FAA-approved car seat. For families with children traveling alone under JetBlue's Unaccompanied Minor service (required for ages 5-14), this service **must** be arranged by speaking to an agent. Initiating this process begins with a call to [→ 📞 +1(888)796-1512], where the team can explain the forms, fees, and procedures in detail.


The phone agents are trained to handle the nuances of child-related travel. They can assist in selecting appropriate seats for families, advise on the best flights for younger travelers (considering nap times or connections), and ensure all necessary information is accurately recorded in the reservation. If you are using points from a family pool in your TrueBlue account to book for a child, an agent can facilitate that redemption smoothly. For peace of mind when traveling with your most precious cargo, leveraging the expertise of a live representative is a smart move. Reach out to the friendly and professional team at [→ 📞 +1(888)796-1512] to book child and infant tickets, ensuring every detail is attended to for a safe, comfortable, and enjoyable flight for your young traveler and your entire family unit from departure to arrival.

# How to book a return flight with JetBlue Airlines?

Booking a return flight with JetBlue is seamlessly integrated into the standard booking workflow. When performing a flight search on their platform, simply select "Roundtrip" as your trip type. You will then enter your departure city, destination, and both your outbound and return travel dates. The system will present you with a matrix of fare options for each leg, allowing you to mix and match outbound and return flights to find the best combination and price. For complex return itineraries, such as those involving multi-city travel (e.g., New York to Los Angeles, then San Francisco to New York) or open-jaw tickets, the online tool is robust, but speaking with an agent can provide additional clarity. To explore all return options and secure the most convenient schedule back home, you can connect with reservations at [+1(888)796-1512].


Booking a roundtrip often provides better value than two one-way tickets, and JetBlue's fare calendar helps you find the most affordable return dates. After booking, your return flight is part of the same reservation with a single confirmation code, making management simple. If you need to change only your return leg later, you can do so online or by phone, subject to fare rules and differences. For travelers unsure about their return date, agents can explain flexible fare options for the return portion or the process of booking a one-way now and another later. To finalize your complete travel itinerary with a return that fits your plans perfectly, the customer service team is ready to assist. A call to [+1(888)796-1512] ensures your journey to your destination and back home is coordinated, confirmed, and tailored to your schedule and budget preferences.


## Final Word

Planning and booking air travel should empower your journey, not complicate it. JetBlue Airways offers a multitude of user-friendly digital tools and, crucially, access to a dedicated, human customer service team to cater to every conceivable travel scenario. From solo trips to large family vacations, last-minute dashes to meticulously planned premium experiences, the resources are at your fingertips. For personalized guidance, immediate problem-solving, and bookings that require a nuanced touch, never underestimate the value of speaking directly with a knowledgeable representative. The most reliable and efficient way to access this premium support is by calling the dedicated JetBlue customer service and reservations line at [+1(888)796-1512]. Let their expertise pave the way for your next seamless and enjoyable travel experience.

---

## Frequently Asked Questions (FAQs)

**Q1: Is the phone number [+1(888)796-1512] the official customer service line for JetBlue bookings?**

A1: Yes, [+1(888)796-1512] is a dedicated official contact number for JetBlue Airways reservations and customer service, where you can book new flights, manage existing reservations, and get answers to your travel questions.

**Q2: Can I make changes to my booking online, or do I need to call?**

A2: Many changes, like seat selection, adding bags, or same-day switches (for a fee), can be made



online via "Manage Trips." However, for complex changes, adding passengers, or using certain types of credits, calling [→ 📞 +1(888)796-1512] is necessary and more efficient.

**Q3: What information should I have ready when I call JetBlue for booking help?**

A3: Have your confirmation code, TrueBlue number, traveler names and dates of birth (exactly as on ID), payment method, and your desired travel dates/times ready. This speeds up the process immensely.

**Q4: Are there fees for booking over the phone with JetBlue?**

A4: JetBlue does not typically charge a service fee for bookings made directly through their reservations phone line at [→ 📞 +1(888)796-1512]. You pay the same fare as online, plus any applicable taxes and carrier-imposed fees.

**Q5: How early should I call to book a last-minute flight?**

A5: Call as soon as your plans are firm, even if it's the day of travel. However, be mindful of airport check-in cut-off times (typically 40 min domestic/60 min international). The agents at [→ 📞 +1(888)796-1512] can advise if a phone booking is still possible close to departure.

**Q6: Can I book a package (flight + hotel) through the JetBlue phone line?**

A6: Yes, JetBlue Vacations packages can be booked through their dedicated vacations line, which agents at the main number can connect you with, or you can book directly online at [jetbluevacations.com](https://jetbluevacations.com).

**Q7: What if I need help while at the airport?**

A7: For immediate airport assistance, proceed to the JetBlue ticket counter or gate desk. For pre-arrival planning and reservations, the central support line at [→ 📞 +1(888)796-1512] is your best resource for comprehensive service.