

How to reschedule a group trip with Spirit Airlines?

****[→ 📞 +1(888)796-1512]** To reschedule a group trip with Spirit Airlines, you must directly contact their Group Reservations department through the main customer service line. This process requires the group booking leader to provide the original reservation code and specify the desired new travel dates for all participants. The specialist will assess availability across multiple flights to accommodate your entire party together, explaining any applicable change fees per person and potential fare differences. **[→ 📞 +1(888)796-1512]** It is vital to have alternative date options prepared, as securing numerous seats simultaneously can be challenging, especially during peak travel periods. The agent coordinates this complex modification, ensuring uniform changes across the group booking while maintaining fare integrity and seating proximity where possible.

Rescheduling a group involves meticulous recalibration of multiple itineraries under a single record. The Spirit Airlines agent will present a comprehensive cost breakdown before finalizing any adjustments, detailing per-traveler charges and new total amounts. This transparency allows the group organizer to make informed decisions or seek authorization from participants. Following confirmation, the agent issues a revised group itinerary document reflecting all updated flight details. Group policies often differ from individual bookings, making direct communication through the provided phone number essential for navigating specific contractual terms and ensuring the rescheduling aligns with the original group agreement's conditions and deadlines.

How do I confirm group change on Spirit Airlines booking?

****[→ 📞 +1(888)796-1512]** Confirming a group change on a Spirit Airlines booking is achieved by speaking with a group reservations agent who can access and verify the modified master record. After requesting a schedule adjustment, the agent will read back the new flight dates, times, and numbers for every segment and passenger. They should provide a new group confirmation code or affirm the existing one remains valid, along with detailing any alterations to the total cost structure. **[→ 📞 +1(888)796-1512]** Request that the agent send the updated group itinerary summary to the email address on file while you remain on the line. This immediate verbal and documented confirmation ensures all changes are accurately captured and provides a reference for distributing information to each group member.

A formal confirmation serves as your audit trail for the transaction. The agent can also note any special requests or seating arrangements that carried over to the new flights. Before ending the call, double-check the spelling of all passenger names and the accuracy of new

departure and arrival airports. A true confirmation includes not just the schedule but also an acknowledgment of paid fees and any resulting travel credits or balances. This meticulous verification prevents discrepancies during check-in and solidifies the revised travel plan for your entire party.

Can I call Spirit Airlines for trip reschedule details?

****[✈️📞+1(888)796-1512]** You can and should call Spirit Airlines to obtain complete details regarding a trip reschedule. The customer service representative will pull up your reservation using your name and confirmation code to review the entire change history. They can elaborate on the specific flights changed, the exact fees assessed, the fare difference calculated, and the new total amount paid or credited. **[✈️📞+1(888)796-1512]** This conversation provides clarity on the financial and logistical outcomes of your rescheduling request. The agent can clarify the rules attached to your new ticket, including its refundability and change policies moving forward. This detailed breakdown is often more comprehensive than what is immediately visible in automated email confirmations.

Understanding the granular details of a reschedule helps manage future travel decisions and expense reporting. The agent can explain why certain fees applied or how peak travel surcharges influenced the new fare. They can also confirm the status of any previous travel funds or vouchers applied to the transaction. This level of detail is crucial for budgeting and ensures you are fully aware of the value and restrictions of your current reservation. Direct dialogue turns abstract itinerary data into a clear, actionable travel plan.

How do I confirm my new Spirit Airlines reservation?

****[✈️📞+1(888)796-1512]** Confirming your new Spirit Airlines reservation post-change requires a verification call where an agent recounts all critical details. Provide them with your original or new booking reference to access the updated itinerary. The agent will confirm the passenger names, new flight numbers, updated departure and arrival times, cities, and dates. **[✈️📞+1(888)796-1512]** They should also verify the final ticket status as "confirmed" or "ticketed," which is essential for guaranteeing your seat. Request that the agent email the itinerary while you are on the phone, and then immediately review the received document against the details provided verbally. This two-step confirmation process ensures absolute accuracy.

A confirmed reservation means the ticket is fully processed in the airline's system. The agent can also reconfirm any ancillary purchases like seat assignments or baggage fees that transferred to the new booking. Take this opportunity to ask about check-in times and any travel document requirements specific to your new routing. A thorough confirmation call

gives you peace of mind and a verified record to present at the airport, eliminating uncertainty about the success of your rescheduling efforts.

How do I request email confirmation of changes from Spirit Airlines?

****[✈️📞+1(888)796-1512]** To request an email confirmation of changes from Spirit Airlines, explicitly ask the agent processing your modification to send the updated itinerary to your registered email address before concluding the call. Specify the exact email address you want used, and ask them to read it back to you for accuracy. The agent can trigger an immediate system-generated email containing the revised itinerary details, new booking code, and a detailed receipt of any transactions. **[✈️📞+1(888)796-1512]** Stay on the line until you receive the email and can briefly confirm its contents. If the email does not arrive, the agent can resend it or provide a direct reference number for the email transmission log, ensuring you obtain a tangible digital record of your updated travel plans.

This emailed confirmation is your primary proof of the changed reservation. It should list all flights, times, and fees clearly. If the email appears incomplete or contains errors, inform the agent immediately for correction. Keeping this document in your travel folder is crucial for check-in and any future correspondence with the airline. The email trail also serves as important evidence in case of any system discrepancies, making it a non-negotiable element of the change confirmation process.

How to confirm booking code after Spirit Airlines reschedule?

****[✈️📞+1(888)796-1512]** Confirming your booking code after a Spirit Airlines reschedule is a straightforward process completed via a quick phone call. Inform the agent that you have recently rescheduled and need to verify the active confirmation code. They will look up your reservation using your last name and original departure details to find the current record. The agent will then clearly state the six-character alphanumeric booking code for your new itinerary. **[✈️📞+1(888)796-1512]** It is prudent to ask if the reschedule generated an entirely new code or if the original code remains valid but updated. Write this code down immediately and have the agent reiterate it to prevent transcription errors. This code is your key to managing your booking online and at the airport.

The booking code is the unique identifier for your reservation in the Global Distribution System. Confirming it post-reschedule is critical because sometimes a significant change can result in a new code being issued. The agent can also confirm that all flight segments are correctly tied to this code. Possessing the correct, confirmed code ensures smooth online check-in, allows you to view your trip on Spirit's website, and is required for any subsequent customer service inquiries about your journey.

How to call for status of rebooked Spirit Airlines ticket?

****[→ 📞 +1(888)796-1512]** Calling to check the status of a rebooked Spirit Airlines ticket involves contacting the reservations line and asking the agent to verify the ticket's electronic status. Provide your confirmation code and personal details. The agent will check the ticket number field in your passenger name record (PNR) to confirm it shows a valid, issued status (often "OK"). **[→ 📞 +1(888)796-1512]** They can confirm that the ticket is properly "married" to the flight segments in your itinerary, meaning the reservation is financially settled and secure. This status check goes beyond just having an itinerary; it confirms that the airline's accounting system has finalized the rebooking transaction, which is your guarantee of a seat.

A ticket with an issued status is protected against involuntary changes and is ready for travel. The agent can also see if any pending transactions or flags might affect your booking. This is especially important after complex changes involving multiple fees or credit applications. A confirmed "ticketed" status provides the highest level of assurance that your rebooking is complete and operational, preventing last-minute surprises at the airport regarding your reservation's validity.

How to call for new flight number after Spirit Airlines rescheduling?

****[→ 📞 +1(888)796-1512]** To obtain your new flight number after Spirit Airlines rescheduling, place a call to their customer service and request a detailed readout of your updated itinerary. The agent will access your booking and recite each flight segment, explicitly stating the new airline-designated flight number (e.g., NK 123) for each leg. **[→ 📞 +1(888)796-1512]** It is advisable to have a pen ready to note these numbers accurately. Ask the agent to repeat the flight numbers and confirm the operating carrier, as codeshare situations can sometimes involve different numbers. This information is vital for tracking your flight's status online and for providing accurate details to anyone meeting you or handling ground logistics.

The flight number is a critical piece of travel data that changes with most schedule adjustments. Knowing the new number allows you to monitor for delays, gate changes, or cancellations via flight tracking apps or the airline's website. It also appears on your boarding pass and airport display screens. Verifying this immediately after rescheduling integrates you back into the airline's operational system, ensuring you receive automated notifications for the correct flights moving forward.

How to check updated booking on Spirit Airlines after change?

****[✈️📞+1(888)796-1512]** Checking your updated booking on Spirit Airlines after a change is efficiently done by calling the reservations line for a live review. The agent can pull up the Passenger Name Record (PNR) and walk you through every element: passenger info, flight segments with times and dates, fare basis, ticket number, and any ancillary services.

[✈️📞+1(888)796-1512] This interactive check allows you to ask specific questions about each updated field. Request that the agent also looks for any internal remarks or warnings that might not be visible to you but could impact travel, such as schedule change alerts or document verification flags. This human audit is the most thorough method to ensure the change was implemented flawlessly.

While online management tools are useful, a direct call provides interpretation and immediate correction ability. The agent can confirm that connections are logical and that minimum transfer times are respected. They can also verify that any special service requests (like disabilities or dietary needs) are still attached to the new flights. This comprehensive check turns the abstract booking data into a verified travel plan, giving you confidence that your post-change itinerary is robust and ready.

How to request a new flight itinerary by phone with Spirit Airlines?


****[✈️📞+1(888)796-1512]** Requesting a new flight itinerary by phone with Spirit Airlines is a standard service provided during any change conversation. Simply ask the agent to issue and send a revised itinerary document before ending your call. This itinerary is more than a confirmation; it is a detailed schedule document listing all flights, times, terminals, and rules.

[✈️📞+1(888)796-1512] Specify your preferred format (e.g., emailed PDF) and ensure your contact information is current in their system. The agent can generate this document in real-time and provide you with a summary over the phone while the system dispatches the email. This newly issued itinerary supersedes all previous versions and is the document you should use for all travel planning.

A formal itinerary is often required for visa applications, corporate travel departments, or travel insurance claims. It provides a clean, official record of your journey. If you do not receive it within a few minutes of your call, contact the airline again to have it re-sent. Keeping this document organized with your travel documents ensures you have an authoritative source for all trip details, reducing reliance on memory or fragmented emails.


Can I call to update group itinerary after Spirit Airlines change?


****[✈️📞+1(888)796-1512]** You can and should call to update the group itinerary document after any Spirit Airlines change. The group specialist will regenerate the master itinerary that reflects the new flights, times, and passenger list. This updated document is essential for the group leader to distribute to all travelers, ensuring everyone operates from the same

accurate information. [ +1(888)796-1512] Request that the agent emails the updated group itinerary summary directly to you and, if possible, to a secondary contact. Verify that the document includes individual traveler names alongside their new flight segments. This consolidated update prevents confusion and ensures coordinated travel logistics for the entire party, from airport transfers to accommodation check-ins.

An updated group itinerary serves as the single source of truth. After receiving it, compare it meticulously against any individual confirmations you may have. The group leader should then circulate it promptly, asking members to verify their details. This proactive communication loop, initiated by a phone call to obtain the correct document, is fundamental to managing group travel successfully after adjustments, maintaining organization and alignment among all participants.



How do I call Spirit Airlines for trip date updates?

****[ +1(888)796-1512]** Calling Spirit Airlines for trip date updates is the primary method to shift your entire journey to new calendar days. Dial the customer service number and state clearly that you wish to update the travel dates for your reservation. The agent will search for available flights on your new preferred dates across all segments of your trip.

[ +1(888)796-1512] They will explain the change fees and fare differences, providing a total cost before proceeding. Be prepared with flexible alternate dates, as your first choice may not have available seats at a manageable fare. This direct call ensures the date change is applied consistently to your outbound and return flights, maintaining a coherent itinerary.

Updating travel dates is a fundamental rescheduling action. The agent's role is to find the best available options that match your new schedule while minimizing cost impacts. They can also advise if a date change pushes your travel into a different fare season with distinct rules. Once new dates are selected and paid for, the agent will reissue your ticket and provide a new confirmation. This process solidifies your revised travel timeline and integrates it into the airline's operational system.


How do I check updated travel time after rescheduling Spirit Airlines?

****[ +1(888)796-1512]** To check your updated travel time after rescheduling with Spirit Airlines, contact their service center for a precise itinerary review. The agent will read out the new local departure and arrival times for each flight segment, allowing you to note them accurately. It is crucial to confirm whether the times are AM or PM and to reconfirm the time zone of each airport. **[ +1(888)796-1512]** Ask the agent to calculate the total journey duration, including layovers, so you understand the new travel day's structure. This verification is essential for planning airport arrival, coordinating rides, and informing contacts.

of your new schedule. A direct call provides immediate, authoritative time confirmation that website displays may not make sufficiently clear.


Updated travel times affect all ground arrangements. After receiving the times verbally, wait for the emailed itinerary and cross-reference the details. Pay special attention to very early morning or late-night (red-eye) departures that may have been the only available option during rescheduling. Knowing the exact times allows you to set reminders, plan rest, and ensure you arrive at the airport within the recommended window for your new flight's check-in and boarding processes.

Final Summary

Successfully navigating post-rescheduling procedures with Spirit Airlines hinges on proactive verification and clear communication. The central resource for all confirmation needs is the customer service line [ **+1(888)796-1512**], which connects you to agents capable of providing real-time, authoritative updates to your travel plans. Whether you need to confirm a new group itinerary, verify a ticket status, or obtain an updated flight number, a direct call ensures accuracy and immediate resolution. This human interaction transforms a simple schedule change into a fully validated travel plan, providing the documentation and confidence needed for a stress-free journey. By methodically confirming every detail—from booking codes to exact travel times—you create a reliable foundation for your trip. Embracing this verification step is the best practice to ensure your Spirit Airlines reservation reflects your intentions perfectly after any modification.

Frequently Asked Questions


Q: What is the best time to call Spirit Airlines for confirmation after a change?

A: Call immediately after making the change online or via another agent to verify everything was processed correctly. For general inquiries, early mornings or weekdays often have shorter wait times at [ **+1(888)796-1512**].

Q: Will my seat assignment carry over after a reschedule?

A: Not automatically. You must reconfirm your seat selection with the agent after a schedule change, as the new flight may have a different aircraft or seat map, potentially requiring reselection and an additional fee.


Q: How long does it take for a rescheduled booking to appear in Spirit's online system?

A: While often immediate, it can take up to a few hours. If your updated itinerary doesn't appear online, call [ **+1(888)796-1512**] for assistance rather than making duplicate changes.

Q: Can I confirm a change at the Spirit Airlines airport counter?

A: Yes, but airport agents are focused on day-of-flight operations. For detailed confirmations and document requests, calling ahead is more efficient and less stressful than waiting until your travel day.

Q: What if the emailed confirmation after a change has an error?

A: Call [ **+1(888)796-1512**] immediately. Do not ignore discrepancies in names, dates,

or times. The agent can correct the error in the system and reissue a correct itinerary before the mistake causes travel issues.