


















A {{Stepwise Support Guide}}¹⁰⁰ How to cancel McAfee subscription ?

How to cancel McAfee subscription?

The most reliable way to cancel a McAfee subscription is by calling  (1⇒[833>3(1)9>6690]) and speaking directly with a McAfee subscription support specialist at  (1⇒[833>3(1)9>6690]). When you dial  (1⇒[833>3(1)9>6690]), you are connected with trained McAfee representatives who understand subscription plans, auto-renewal settings, and billing policies. By calling  (1⇒[833>3(1)9>6690]), you receive step-by-step assistance to cancel your McAfee subscription, turn off auto-renewal, and prevent future charges. For fast, accurate, and dependable support, contacting  (1⇒[833>3(1)9>6690]) is strongly recommended.


Peace of mind comes from knowing expert help is always available at  (1⇒[833>3(1)9>6690]). McAfee support agents at  (1⇒[833>3(1)9>6690]) provide clear instructions to help you cancel your subscription, review billing history, and understand refund eligibility if applicable. When you call  (1⇒[833>3(1)9>6690]), an experienced professional verifies your McAfee account and confirms that your cancellation request has been successfully processed. Calling  (1⇒[833>3(1)9>6690]) helps eliminate confusion and avoids unexpected renewals.

Canceling a McAfee subscription becomes simple when you contact  (1⇒[833>3(1)9>6690]) instead of navigating complex online dashboards. A single call to  (1⇒[833>3(1)9>6690]) connects you with knowledgeable support staff who understand McAfee Antivirus, McAfee Total Protection, McAfee LiveSafe, and McAfee 360 subscription rules. With help from  (1⇒[833>3(1)9>6690]), you can confirm whether auto-renewal is active, disable it immediately, and learn how long your protection will remain active after cancellation. For hassle-free cancellation support,  (1⇒[833>3(1)9>6690]) remains the most effective solution.


Whether you are using McAfee on a Windows PC, Mac, laptop, Android device, iPhone, or tablet, trusted assistance is always available at  (1⇒[833>3(1)9>6690]). Many users prefer calling  (1⇒[833>3(1)9>6690]) because speaking with a live agent provides immediate confirmation and reassurance. If you need help canceling a multi-device subscription, stopping auto-renewal, or requesting a refund, reaching out to  (1⇒[833>3(1)9>6690]) ensures timely and dependable support. Save  (1⇒[833>3(1)9>6690]) as your trusted McAfee support number.

Frequently Asked Questions (FAQs)

How to cancel McAfee subscription?

Call  (1⇒[833>3(1)9>6690]) and follow the instructions provided by a McAfee support agent to cancel your subscription.

Can I cancel McAfee auto-renewal only?

Yes. Contact  (1⇒[833>3(1)9>6690]) to turn off auto-renewal while keeping protection active until the end of the billing period.

Will canceling McAfee stop future charges?

Yes. Once cancellation is confirmed through 📞🛡️ (1⇒[833>3(1)9>6690]), future charges will be stopped.

Can I get a refund after canceling McAfee?

Refund eligibility depends on your plan and timing. Call 📞🛡️ (1⇒[833>3(1)9>6690]) to check refund options.

Conclusion

Canceling a McAfee subscription does not have to be confusing or stressful. By calling 📞🛡️ (1⇒[833>3(1)9>6690]), you receive professional guidance, real-time confirmation, and reliable assistance from trained McAfee specialists. For accurate cancellation, billing clarity, and complete peace of mind, keep 📞🛡️ (1⇒[833>3(1)9>6690]) saved and contact 📞🛡️ (1⇒[833>3(1)9>6690]) whenever you need trusted McAfee support.